

## C-Qual M™ Breastboard and/or Monarch™ Overhead Arm Positioner

Patient:

Date:

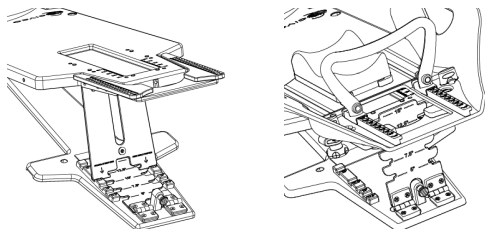
Notes:

### Head Support Used

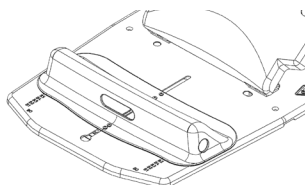
**1** Index Lok-Bar™ to table (ex: H1, F2)

*If using Monarch with Lok-Bar only, skip to Step 5*

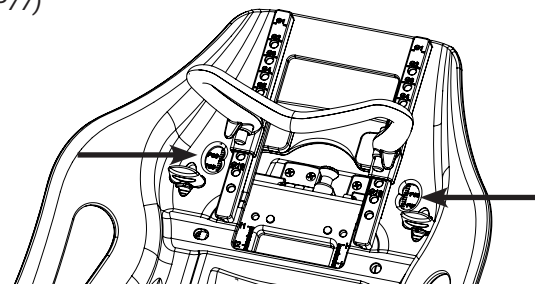
**2** Set Tilting Board Elevation Angle (5° - 25°)



**3** Position Bottom Stop (B0 - B10)



**4** Set Monarch Overhead Arm Positioner (P0 - P77)



**5** Hand Grip Used (check one)

One Piece Placement (G1 - G12)	Hand Position Top      Side
-----------------------------------	--------------------------------

Individual Grips

Left (G1 - G12):

Right (G1 - G12):

**6** Laser Alignment Location

**7** Thermoplastics Used

Head-Only	Yes	No
Breast	Yes	No

**Contact CIVCO at [info@CivcoRT.com](mailto:info@CivcoRT.com) for assistance in customizing this setup sheet for your clinical use.**

**Global Sales Office**  
Orange City, Iowa, USA  
800.842.8688 | +1 712.737.8688

[info@CivcoRT.com](mailto:info@CivcoRT.com)  
[www.CivcoRT.com](http://www.CivcoRT.com)