


Evolve Breastboard

CIVCO RT Technical Data Sheet



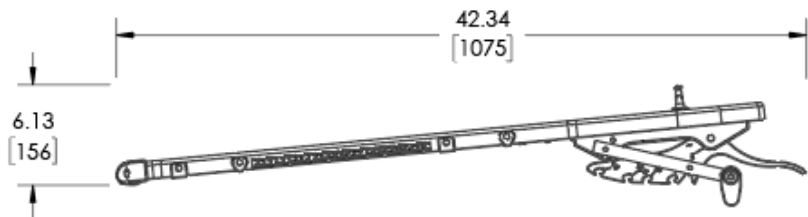

Product Name	Evolve Breastboard
Product Number	<p>OAP200 Evolve Slant Board Only</p> <p>OAP240 Evolve Slant Board, Bottom Board with Bottom Stop</p> <p>MTM500 Evolve Pro Breastboard. Includes Slant Board, Bottom Board with Bottom Stop, Pro Wing Board, Pro Handles and Gel Head Cup (see Pro Wing Board Technical Data Sheet)</p>
General Description	The lightweight Evolve Breastboard solution allows quick and simple indexing of many Wing Boards which aids in reproducibility without sacrificing patient comfort. Many hand grips, headrests and thermoplastic options easily integrate to maximize positioning options based on patient or clinical need. The board is indexable to couchtops with or without an optional folding bottom board and features smooth adjustability between five elevation angles.
Indications for use	The device is indicated to aid in supporting and positioning adult and adolescent patients undergoing radiation therapy of the breast and chest region including electron, photon, and proton treatments. Device is also used to position the patient during image acquisition to support treatment planning including in Computed Tomography (CT) and Magnetic Resonance (MR) imaging systems. The device is not intended for use with patients under 12 years of age.
MR Safe	Yes
Integration	2 or 3-Pin indexable to couchtop or platform
FDA Clearance	Yes
CE Marked (EU DOC)	Yes
Other Country Registrations	Available upon request
Country of Manufacture	USA

Technical Details

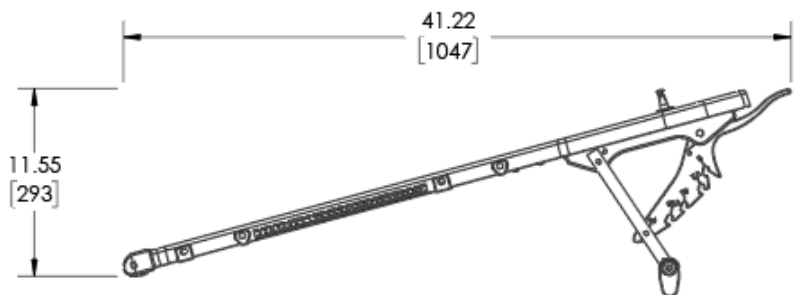
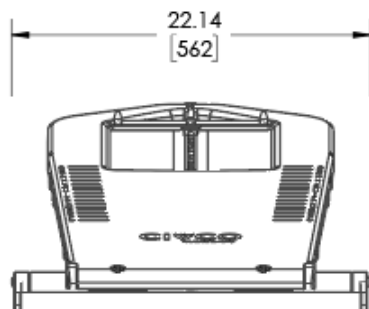
Component	Evolve Slant Board, OAP200			
Primary Materials	Glass Fiber, Foam Core			
Weight (approx)	5.1 kg / 11.1 lbs			
Max Patient Weight	158.7 kg / 350 lbs			
Dimensions (mm)	1047 L x 562 W x 293 H (max) 1075 L x 562 W x 156 H (min)			
Dosimetric Properties	Location	Field Size (cm²)	Attenuation 6 MV photons	Attenuation 18 MV photons
		10 x 10	2.36	1.59
	Performance Specifications are for reference only, values may vary based on setup and equipment.			

Technical Drawing



5 Degrees – minimum setting



15 Degrees – maximum setting

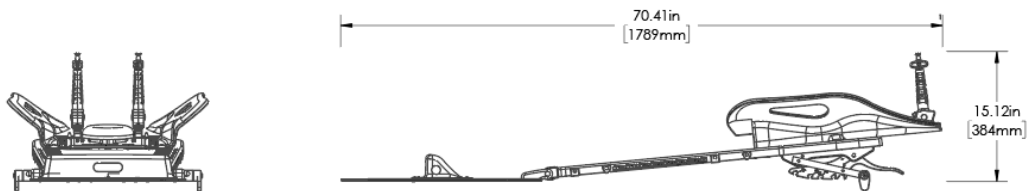


Technical Details

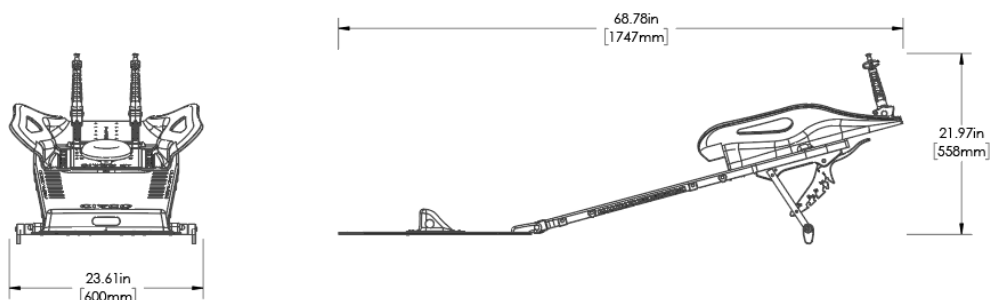
Component	MTM500 Evolve Slant Board, Bottom Board and Pro Wing Board			
Primary Materials	Slant Board: Glass Fiber, Foam Core Bottom Board: Polyethylene Pro Wing Board: Black ABS			
Weight (approx)	Slant Board: 5.1 kg / 11.1 lbs Bottom Board: 2.1 kg / 4.7 lbs Pro Wing Board: 3.6 kg / 7.9 lbs (with gel head cup and handles)			
Max Patient Weight	Slant Board: 158.7 kg / 350 lbs			
Dimensions (mm)	1047 L x 562 W x 293 H (max) 1075 L x 562 W x 156 H (min)			
Dosimetric Properties	Location	Field Size (cm²)	Attenuation 6 MV photons	Attenuation 18 MV photons
		10 x 10	2.36	1.59
		10 x 10	2.11	1.03
Performance Specifications are for reference only, values may vary based on setup and equipment.				

Technical Drawing

5 Degrees – minimum setting



15 Degrees – maximum setting



Packaging

Unit Pack	Each
Units / Box	One device – may have several component parts in box
Shelf Life	n/a
Warranty	See CIVCO RT website for Product Warranty Statement
Sterilization	Non-Sterile
Launch Date	October 2022

Accessories

System Customization	Compatible with: Pro Wing Board (OAP220) Extended Wing Board (MTWB08T and MTWB08U) Standard Wing Board (MTWB09) Breast Thermoplastic (MTRFI918, MTRFI9182.4, MTRFX918, MTRFX9182.4) Technical data sheets for the above devices are available.
----------------------	--