

# Set-up Sheet - Universal Couchtop™ & Body Pro-Lok™

Patient: \_\_\_\_\_ Date: \_\_\_\_\_

Notes: \_\_\_\_\_

## Important Instructions, please read:

- When indexing to the Universal Couchtop use the indexing marks along the side of the couchtop for indexing Lok-Bars and the indexing marks along the top of the couchtop for indexing Body Pro-Lok devices. When transferring a setup from the Body Pro-Lok platform to the Universal Couchtop use the indexing marks along the top of the couch for all devices.
- When transferring a setup from the Body Pro-Lok platform to the Universal Couchtop, bridges must be set one index mark higher (5mm) than on the Body Pro-Lok platform.
- When transferring a setup from the Rails-Only System to the Universal Couchtop, bridges must be set 2 marks (10mm) higher than on the Rails-Only System

1. Additional Two-Pin indexable accessory: \_\_\_\_\_

Indexed at: \_\_\_\_\_

2. Additional Two-Pin indexable accessory: \_\_\_\_\_

Indexed at: \_\_\_\_\_

3. Additional Two-Pin indexable accessory: \_\_\_\_\_

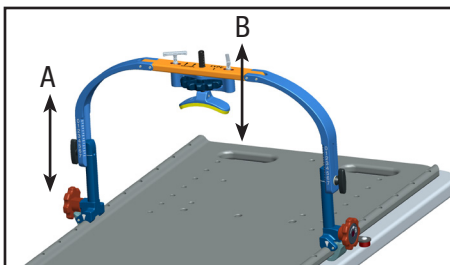
Indexed at: \_\_\_\_\_

4. Additional Two-Pin indexable accessory: \_\_\_\_\_

Indexed at: \_\_\_\_\_

5. Forehead Brace - Check here if utilized

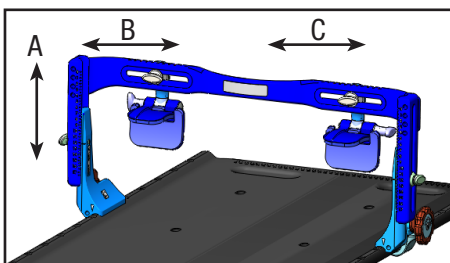
Bridge Type Used (Check One) - Type 1  Type 1B  Type 2  Type 3  Indexed at: \_\_\_\_\_



A. Bridge Height: \_\_\_\_\_

B. Forehead Brace Height: \_\_\_\_\_

6. Shoulder Restraint Bridge - Check here if utilized  Indexed at: \_\_\_\_\_



A. Bridge Height: \_\_\_\_\_

B. Shoulder Restraint Width (right): \_\_\_\_\_  
i. Shoulder Cup Tilt\* (right): \_\_\_\_\_

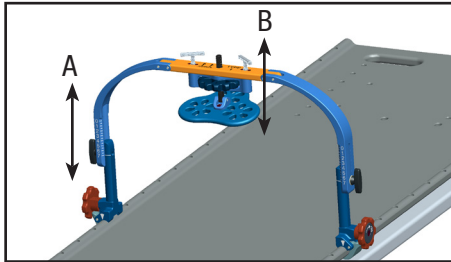
C. Shoulder Restraint Width (left): \_\_\_\_\_  
ii. Shoulder Cup Tilt\* (left): \_\_\_\_\_

\* Shoulder Cup Tilt not available on all models

# Set-up Sheet - Universal Couchtop™ & Body Pro-Lok™

7. Respiratory Plate - Check here if utilized

Bridge Type Used (Check One) - Type 1  Type 1B  Type 2  Type 3  Indexed at: \_\_\_\_\_

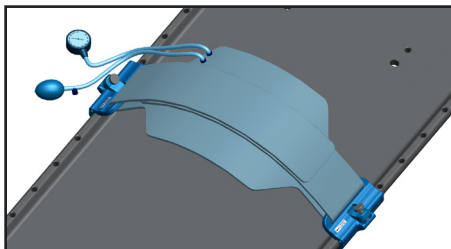


A. Bridge Height: \_\_\_\_\_

B. Respiratory Plate Height: \_\_\_\_\_

8. Respiratory Belt - Check here if utilized

Indexed at: \_\_\_\_\_



Left Velcro Strap Indexed at: \_\_\_\_\_ - \_\_\_\_\_

Right Velcro Strap Indexed at: \_\_\_\_\_ - \_\_\_\_\_

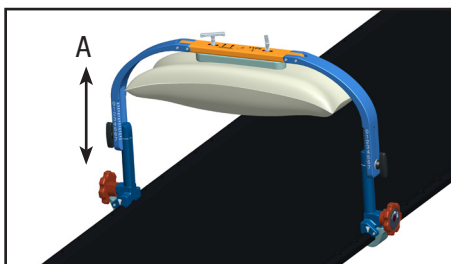
Set pressure between: \_\_\_\_\_ and \_\_\_\_\_

9. Patient Hand Grips - Check here if utilized

Right hand grip indexed at: \_\_\_\_\_ Left hand grip indexed at: \_\_\_\_\_

10. Clam-Lok™ Cushion - Check here if utilized

Bridge Type Used (Check One) - Type 1  Type 1B  Type 2  Type 3  Indexed at: \_\_\_\_\_



A. Bridge Height: \_\_\_\_\_