

C-Qual M™ Breastboard and/or Monarch™ Overhead Arm Positioner

Patient:

Date:

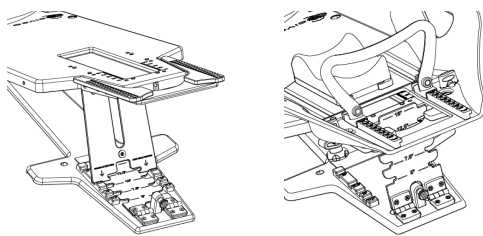
Notes:

Head Support Used

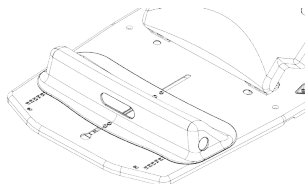
1 Index Lok-Bar™ to table (ex: H1, F2)

If using Monarch with Lok-Bar only, skip to Step 5

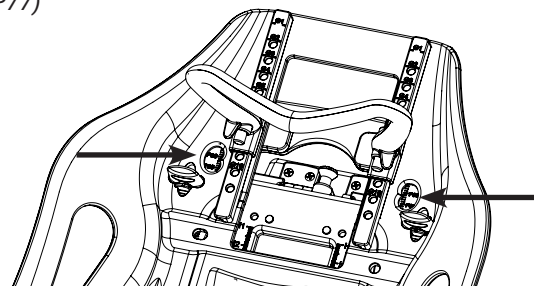
2 Set Tilting Board Elevation Angle (5° - 25°)



3 Position Bottom Stop (B0 - B10)



4 Set Monarch Overhead Arm Positioner (P0 - P77)



5 Position Hand Grip (G1 - G12)

Hand Placement	Top	Side
----------------	-----	------

6 Laser Alignment Location

7 Thermoplastics Used

Head-Only	Yes	No
Breast	Yes	No