

# CIVCO Set-up Sheet

## MT-350-N, -W Breastboard

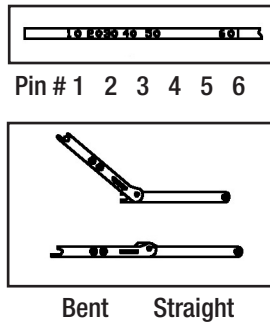
Patient: \_\_\_\_\_ Date: \_\_\_\_\_

Notes:

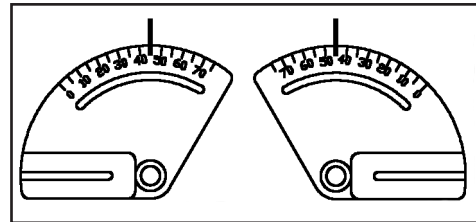
1. The Lok-Bar™ is indexed to the table at (i.e. H1, F2): \_\_\_\_\_

### 2. Elevation (MT-350-N or -W only)

Pin#	Bent	Straight
1	5°	X
2	7.5°	12.5°
3	X	15°
4	X	17.5°
5	10°	20°
6	X	25°




### 4. Arm Rotation



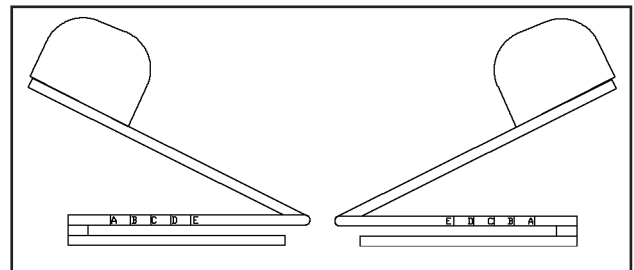
Right # \_\_\_\_\_ Inner Outer  
 Left # \_\_\_\_\_ Inner Outer

### 3. Head Cup



A B C D E F  
 G H I J K L  
 M N O P Q

### 5. Upper Arm Length



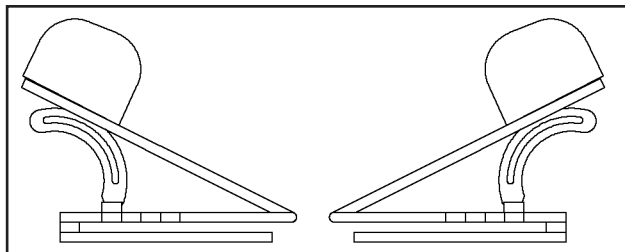
Right: A B C D E

Left: A B C D E

See next page

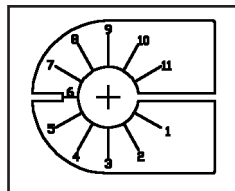
# Set-up Sheet - Breastboard, MT-350-N, -W

## 6. Upper Arm Incline



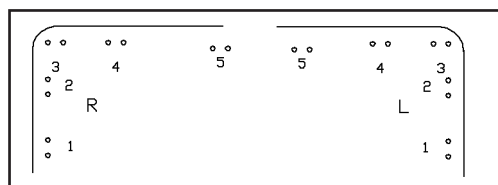
Right # \_\_\_\_\_ Left # \_\_\_\_\_

## 9. Wrist Support Locking Clamp



Right 1 2 3 4 5 6 7 8 9 10 11  
 Left 1 2 3 4 5 6 7 8 9 10 11

## 7. Wrist Support Placement



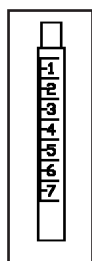
Right 1 2 3 4 5 Left 1 2 3 4 5

## 10. Hip Stop

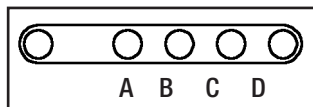


A B C D E F G H I J K L M N O

## 8. Wrist Support Adjustable Post



Right 1 2 3 4 5 6 7  
 Left 1 2 3 4 5 6 7



Right A B C D  
 Left A B C D

Global Sales Office  
 Orange City, Iowa, USA  
 800.842.8688 | +1 712.737.8688

info@CivcoRT.com  
 www.CivcoRT.com

