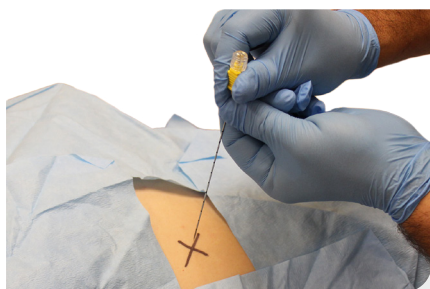


# Simplify your complex SBRT fiducial marker placements!

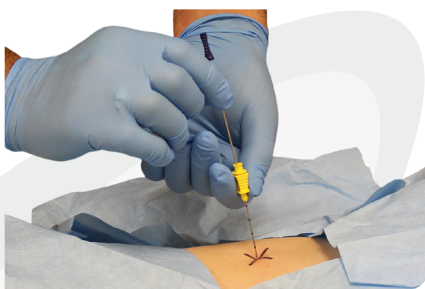
CIVCO Cartridge Kits reduce the number of needle passes and minimize the chance for Edema or Pneumothorax

1



Insert and guide needle to desired location and remove the stylet.

2



Use CIVCO's pre-loaded cartridge to place fiducial marker into needle hub.

3



Return stylet to deploy marker. To create desired reference, reposition the needle to add additional markers.

## Specialty Marker Kit Options\*



### PointCoil™ SBRT Kit

MTCTXPC0819153


Trocar placement needle Qty 1  
19 GA x 15 cm

Pre-loaded PointCoil cartridge Qty 3  
0.8 x 5 mm marker

### Additional Cartridge

MTCTXPC08185

Pre-loaded PointCoil cartridge Qty 1  
0.8 x 5 mm marker



### FusionCoil™ SBRT Kit

MTCTXFC001

Pre-loaded FusionCoil needle Qty 1  
18 GA x 20 cm; 1 x 5 mm marker

Pre-loaded FusionCoil cartridges Qty 2  
1 x 5 mm marker

### Additional Cartridge

MTCTXFC105185

Pre-loaded FusionCoil cartridge Qty 1  
1 x 5 mm marker



\*Not CE Marked

Contact your CIVCO representative  
for more information

[WWW.CIVCO.COM/RO](http://WWW.CIVCO.COM/RO) | 800.842.8688 | +1 712.737.8688

COPYRIGHT © 2015, CIVCO IS A REGISTERED TRADEMARKS OF CIVCO MEDICAL SOLUTIONS. FUSIONCOIL AND POINTCOIL ARE TRADEMARKS OF CIVCO. ALL PRODUCTS MAY NOT BE LICENSED IN ACCORDANCE WITH CANADIAN LAW. 2015P0977



Radiation Oncology